

TM

6/24 Controller

The Pyroflash 6/24 Pyro Controller is equipped with a three point key lock out safe firing system. The Key Lock Out provides the highest level of security required for all Pyro controllers. By removing the key, any possible chance of accidental firing of pyrotechnic devices is prevented. It is always advised to remove the key from the controller unless testing or firing devices being engaged. The 6/24 Controller is equipped with 6 independent channels and 4 separate zones allowing the operator 6 discrete Pyro cues on 4 separate zones. This will allow for a total of 24 channels to be fired independently. The 4 zones are accessed through the rotary switch on the face of the console. 4 LED's indicate a visual of what zone has been selected. The 6/24 controller is also equipped with on board continuity testing allowing the technician to test all cables and devices to ensure total integrity. Series boxes can be used to fire multiple devices on one single channel. On the rear of the controller 6 separate XLR's are provided to access each channel separately. To access the each of the channels in the 4 zones either a Splitter Box or Pyro Snake is required. These devices are equipped with diodes to allow the controller to access the other devices.



Features

- Three Point Firing Safety
- Key Lock Out
- Push Button Fire
- 6 Independent Channel Selections
- 4 Zone Selections
- Standard XLR Connectors
- On Board Continuity Test Circuit
- Low Voltage Output Power
- Over Load Protection on Transformer
- Heavy Duty Chassis Design
- Powder Coated Finish



PYROFLASH

Specifications:

Power Requirements: 115 Volts 50/60hz
Power Output Voltage: 18Volts
Output Connector: 3 pin XLR
Output XLR Pin Configure:
Pin 1=Hot Pin 2=Ground Pin 3=Not Used
Output Channels: 6
Zones: 4
Maximum Devices per Channel: 4
Maximum Devices to be fired on one cue: 6
Recommended Multiple Wire Configuration:
Series Wiring
Maximum Typical Wire Runs: 250
On Board Continuity: Included

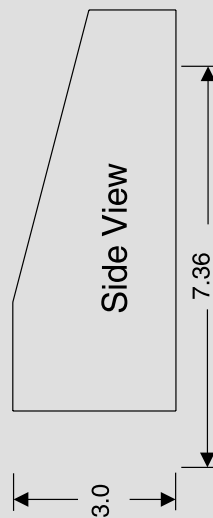
Dimensions:

W X H X D

12.5" x 3.25" x 7.5"

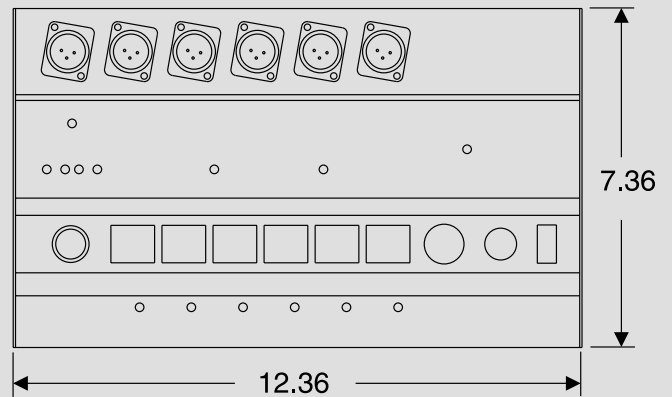
31.75cm x 8.25cm x 19cm

See Profile Drawing For more Details:




6/24 Profile Drawings

Top View



Devices Used With PYROFLASH 6/24 Controller



Jumper Lead



2528 Beach Road, Port Huron, Michigan, USA 48060
546 Sovereign Road, London, Ontario, Canada N5V 4K5
Voice (519) 659-7972 Fax (519) 659-7713

www.lemaitrefx.com info@lemaitrefx.com